



Iowa Secretary of State

Absentee Ballot: Designation of Delivery Agent Form

Who should complete this form? You should use this form if you are unable to return your own absentee ballot due to reason of blindness or any physical disability (other than intoxication). On this form, you can name the person to do this for you. If you need help completing or signing this form, you may ask someone to do so as long as they are in your presence while assisting.

Instructions: You may designate a person to be your delivery agent if the person is a registered voter in the State of Iowa and is not your employer or an agent of your employer, an officer or agent of your union, a candidate, or an actual or implied agent for a political party, candidate or political committee or candidate's committee as defined by Iowa Code §68A.102. The individual you designate to pick up and deliver your voted absentee ballot must complete Part 2 of this form and submit this form when he or she delivers your voted absentee ballot to your County Auditor.

PART 1: This part must be completed by the voter.

I designate the following person, who is a registered voter of the State of Iowa and is not my employer or an agent of my employer, an officer or agent of my union, a candidate, or an actual or implied agent for a political party, candidate or political committee or candidate's committee as defined by Iowa Code §68A.102, to act as my agent:

Name of Agent: _____

Agent Residential Address: _____

City: _____ State: _____ Zip: _____

Agent Phone Number: _____ Email: _____

Signature of Voter Date

PART 2: This part must be completed by the agent.

Under penalty of perjury, I hereby certify that I am a registered voter in the State of Iowa and not the employer, agent of the employer, or officer or agent of the union of the registered voter whose completed absentee ballot I am returning, or a person acting as an actual or implied agent for a political party as defined in section 43.2, or a candidate or committee, as defined in section 68A.102.

I also certify that I am acting as the delivery agent of the registered voter whose completed absentee ballot I am returning, that I am returning the registered voter's completed absentee ballot to the commissioner who issued the ballot, and that I have not altered or tampered with the ballot.

I acknowledge that Iowa law prohibits delivery agents from returning more than two (2) completed absentee ballots for all elections occurring on the same date. I have complied with Iowa law. I understand that if I provide false information on this form, I may be guilty of perjury, a class "D" felony, and subject to a maximum prison term not to exceed five years and a fine of at least \$1,025 but not more than \$10,245.

Signature of Delivery Agent Date



Required Receipt for Absentee Ballot - Detach and Leave with Voter

Name of Delivery Agent: _____ Delivery Agent's Phone Number: _____

Election Name: Primary General City/School Special (circle one) Election Date: ____ // ____ // ____

By signing below, I swear or affirm that I will deliver the completed absentee ballot in person to the issuing County Auditor's Office by 8:00 PM on Election Day or within 72 hours of receiving the ballot, whichever is sooner.

Delivery Agent Signature: _____

Date & Time of Receipt Issuance: ____ // ____ // ____ at ____ : ____ AM // PM (circle one)



State of Iowa Absentee Voting Instructions



Read and follow all directions

Absentee ballots **must be received** by your County Auditor's Office by **8:00 PM CT on Election Day**

Failure to follow these directions may lead to your ballot being rejected and left uncounted

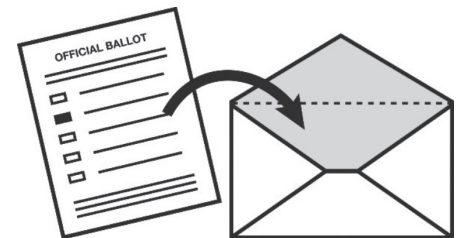
STEP 1: Vote your ballot with blue or black pen

- Completely fill in the voting target next to your choice
- Do not use an or or other mark
- If you mark too many voting targets in a race, the votes for that race will not be counted
- You may choose to vote for fewer candidates, or you may skip any race
- To write in a candidate's name, completely fill in the voting target next to the line and print the name in the blank space



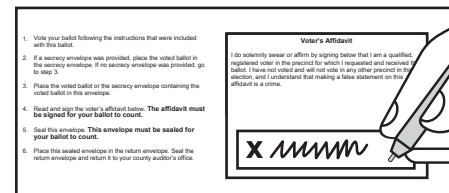
STEP 2: Review your ballot

- Do not erase, cross out mistakes, use correction fluid or make any identifying marks on your ballot
- If you make a mistake, place all voting materials in the return envelope, write "SPOILED BALLOT" on the outside of the return envelope, and mail or deliver the envelope to your County Auditor to request a replacement
- If a secrecy envelope was provided, place the voted ballot in the secrecy envelope
- Place the voted ballot or the secrecy envelope containing your voted ballot in the return envelope



STEP 3: Prepare your ballot to return

- Ensure the return envelope is sealed
- Sign the voter affidavit on the affidavit envelope
- Failure to sign the voter affidavit may invalidate your ballot
- If you are unable to sign the voter affidavit on your own, someone else may sign the affidavit on your behalf as you watch them
- Place the affidavit envelope inside the return envelope and seal the return envelope



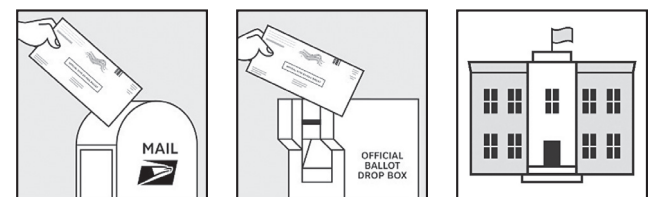
STEP 4: Return your ballot by 8:00 PM CT on Election Day

By Mail: Postage is already paid. The USPS recommends you mail your ballot at least 5 days before the election to ensure it is received by 8:00 PM CT on Election Day.

By Drop Box: You may drop your ballot in the Official Ballot Drop Box at your County Auditor's Office by 8:00 PM CT on Election Day.

In-Person: You may hand deliver your ballot directly to your County Auditor by 8:00 PM CT on Election Day.

You may designate an individual who lives in your household or a member of your immediate family to return your ballot using one of the above methods. Your ballot must be received by 8:00 PM CT on Election Day. Blind and/or disabled voters may designate a delivery agent to return their voted absentee ballot. Please see the reverse side of this sheet for more information.



Scan below for more information or visit sos.iowa.gov

Track Your Ballot



Find Your Polling Place



Accessible Voting



Voter Ready Iowa



Auditor Contact

