

01 = REGISTERED VOTERS - TOTAL	TOTAL	PERCENT	03 = BALLOTS CAST - BLANK	TOTAL	PERCENT
02 = BALLOTS CAST - TOTAL	87,499		04 = VOTER TURNOUT - TOTAL	15	28.43
	24,878				

	01	02	03	04
0001 Barclay/Lester/Dunkerton/Benn	1725	157	0	9.10
0002 Big Creek/Spring Creek/LPC	2041	223	0	10.93
0003 Black Hawk/Hudson/Lincoln	2454	425	1	17.32
0004 Cedar/Orange/Eagle	1776	128	5	7.21
0005 Elk Run Heights	821	207	0	25.21
0006 Evansdale Ward 1	766	168	0	21.93
0007 Evansdale Ward 2&4	1574	415	0	26.37
0008 Evansdale Ward 3	763	168	0	22.02
0009 Raymond/Poyner1	1287	106	1	8.24
0010 Poyner 2	1414	228	0	16.12
0011 WL W1 P1	1624	463	0	28.51
0012 WL W1 P2	1579	354	0	22.42
0013 WL W1 P3	1415	262	0	18.52
0014 WL W1 P4	1598	464	0	29.04
0015 WL W1P5 W5P6	2763	846	1	30.62
0016 WL W1 P6	2342	787	0	33.60
0017 WL W2P2 W2P4	3394	740	0	21.80
0018 WL W2P3 W2P1	2662	549	0	20.62
0019 WL W2 P5	1918	376	1	19.60
0020 WL W2 P6	1583	579	0	36.58
0021 WL W3P1 W3P4	2434	514	0	21.12
0022 WL W3 P2	1329	389	0	29.27
0023 WL W3 P3	937	200	0	21.34
0024 WL W3 P5	1858	492	0	26.48
0025 WL W3P6 W5P1	1986	236	0	11.88
0026 WL W4 P1	1268	290	0	22.87
0027 WL W4 P2	953	136	0	14.27
0028 WL W4 P3	922	129	0	13.99
0029 WL W4 P4	1206	224	0	18.57
0030 WL W4 P5	1342	309	0	23.03
0031 WL W4 P6	1039	169	0	16.27
0032 WL W5 P2	1459	318	0	21.80
0033 WL W5P3 W5P4	2892	676	0	23.37
0034 WL W5 P5	1554	641	0	41.25
0035 CF W1 P1	3437	639	2	18.59
0036 CF W1 P2	2192	650	0	29.65
0037 CF W1 P3	2097	516	0	24.61
0038 CF W2 P1	680	41	0	6.03
0039 CF W2 P2 Cftwp	2623	511	0	19.48
0040 CF W2 P3	3836	925	0	24.11
0041 CF W3 P1	1792	582	0	32.48
0042 CF W3 P2	2665	899	0	33.73
0043 CF W3 P3	1165	188	1	16.14
0044 CF W4 P1	2063	686	0	33.25
0045 CF W4 P2	1417	211	0	14.89
0046 CF W4 P3	978	42	0	4.29
0047 CF W5 P1	1920	633	0	32.97
0048 CF W5 P2	2015	498	0	24.71
0049 CF W5 P3	1941	685	0	35.29
0050 Absentee	0	4804	3	

Cedar Falls Mayor
 (VOTE FOR) 1
 01 = Rob Green
 02 = Dave Sires

VOTES PERCENT

2,717 31.13
 3,470 39.75

03 = Tom Blanford
 04 = WRITE-IN

VOTES PERCENT
 2,527 28.95
 15 .17

	01	02	03	04
0035 CF W1 P1	79	299	68	0
0036 CF W1 P2	229	242	179	0
0037 CF W1 P3	160	162	193	0
0038 CF W2 P1	3	26	12	0
0039 CF W2 P2 CFtwp	134	210	128	0
0040 CF W2 P3	290	356	277	1
0041 CF W3 P1	174	228	174	0
0042 CF W3 P2	237	425	227	3
0043 CF W3 P3	64	70	52	1
0044 CF W4 P1	218	267	198	1
0045 CF W4 P2	66	64	79	0
0046 CF W4 P3	15	10	17	0
0047 CF W5 P1	229	238	161	2
0048 CF W5 P2	165	218	114	1
0049 CF W5 P3	214	278	186	1
0050 Absentee	440	377	462	5

Cedar Falls Council Member, At Large
 (VOTE FOR) 1
 01 = Kelly Dunn
 02 = T.J. Frein

VOTES PERCENT

4,267 52.52
 3,825 47.08

03 = WRITE-IN

VOTES PERCENT

32 .39

	01	02	03
0035 CF W1 P1	161	261	0
0036 CF W1 P2	327	271	2
0037 CF W1 P3	311	171	3
0038 CF W2 P1	21	18	0
0039 CF W2 P2 Cftwp	201	230	3
0040 CF W2 P3	472	371	5
0041 CF W3 P1	257	256	2
0042 CF W3 P2	392	425	3
0043 CF W3 P3	96	71	1
0044 CF W4 P1	332	312	2
0045 CF W4 P2	134	68	0
0046 CF W4 P3	21	16	1
0047 CF W5 P1	301	287	2
0048 CF W5 P2	225	239	1
0049 CF W5 P3	315	316	0
0050 Absentee	701	513	7

Cedar Falls Council Member, Ward 1
(VOTE FOR) 1

- 01 = Derek Peisen
- 02 = Gil Schultz

VOTES PERCENT

292 17.80
1,328 80.98

03 = WRITE-IN

VOTES PERCENT

20 1.22

	01	02	03
0035 CF W1 P1	76	341	1
0036 CF W1 P2	106	455	5
0037 CF W1 P3	69	378	7
0050 Absentee	41	154	7

0035 CF W1 P1
0036 CF W1 P2
0037 CF W1 P3
0050 Absentee

NUMBERED KEY CANVASS
RUN DATE:11/15/21 01:26 PM

OFFICIAL RESULTS
REPORT-EL52 PAGE 0005

Cedar Falls Council Member, Ward 3
(VOTE FOR) 1
01 = Carole Yates
02 = Kara Bigelow-Baker

VOTES PERCENT

689 37.69
496 27.13

03 = Daryl Kruse
04 = WRITE-IN

VOTES PERCENT

640 35.01
3 .16

	01	02	03	04
0041 CF W3 P1	186	140	214	1
0042 CF W3 P2	292	240	287	2
0043 CF W3 P3	73	41	53	0
0050 Absentee	138	75	86	0

Cedar Falls Council Member, Ward 5
(VOTE FOR) 1

VOTES PERCENT

VOTES PERCENT

01 = Dustin Ganfield
02 = Frank Darrah

1,117 55.30
902 44.65

03 = WRITE-IN

1 .05

0047 CF W5 P1
0048 CF W5 P2
0049 CF W5 P3
0050 Absentee

	01	02	03
	317	283	0
	288	191	1
	371	290	0
	141	138	0

NUMBERED KEY CANVASS
RUN DATE:11/15/21 01:26 PM

	VOTES	PERCENT
Dunkerton Mayor		
(VOTE FOR) 1		
01 = Michael J. Schares	72	94.74
02 = WRITE-IN	4	5.26

	01	02

0001 Barclay/Lester/Dunkerton/Benn	72	4
0050 Absentee	0	0

NUMBERED KEY CANVASS
RUN DATE:11/15/21 01:26 PM

OFFICIAL RESULTS
REPORT-EL52 PAGE 0008

Dunkerton Council Member
(VOTE FOR) 3
01 = Derek Shaner
02 = Brian Roquet

VOTES PERCENT

74 34.42
71 33.02

03 = Allison Baugher
04 = WRITE-IN

VOTES PERCENT

68 31.63
2 .93

01	02	03	04
74	71	68	2
0	0	0	0

0001 Barclay/Lester/Dunkerton/Benn
0050 Absentee

Elk Run Heights Mayor
(VOTE FOR) 1
01 = Lisa Smock
02 = WRITE-IN

VOTES	PERCENT
173	90.58
18	9.42

01 02

169 15
4 3

0005 Elk Run Heights
0050 Absentee

NUMBERED KEY CANVASS
 RUN DATE:11/15/21 01:26 PM

OFFICIAL RESULTS
 REPORT-EL52 PAGE 0010

Elk Run Heights Council Member
 (VOTE FOR) 5

- 01 = Mark McChane
- 02 = Dennis D. Bass
- 03 = Gary Wurtz
- 04 = Wade Jacobs

VOTES PERCENT

142 17.17
 153 18.50
 143 17.29
 92 11.12

- 05 = Heather Sallis
- 06 = Dave Galbraith
- 07 = WRITE-IN

VOTES PERCENT

151 18.26
 133 16.08
 13 1.57

0005 Elk Run Heights
 0050 Absentee

	01	02	03	04	05	06	07
	138	149	138	89	148	129	13
	4	4	5	3	3	4	0

Evansdale Mayor
(VOTE FOR) 1
01 = DeAnne Kobliska
02 = Craig Young

VOTES PERCENT
617 80.65
126 16.47
03 = WRITE-IN

VOTES PERCENT
22 2.88

	01	02	03
0006 Evansdale Ward 1	139	20	4
0007 Evansdale Ward 2&4	324	64	14
0008 Evansdale Ward 3	126	36	2
0050 Absentee	28	6	2

Evansdale Council Member, At Large
(VOTE FOR) 1
01 = Kelly Parker
02 = Justin L Smock

VOTES PERCENT
303 39.35
464 60.26

03 = WRITE-IN

VOTES PERCENT
3 .39

	01	02	03
0006 Evansdale Ward 1	71	90	1
0007 Evansdale Ward 2&4	147	259	1
0008 Evansdale Ward 3	72	92	1
0050 Absentee	13	23	0

NUMBERED KEY CANVASS
RUN DATE:11/15/21 01:26 PM

Evansdale Council Member, Ward 2
(VOTE FOR) 1
01 = Gene R. Walker
02 = Ronald Nichols

VOTES PERCENT

VOTES PERCENT

84 45.16
100 53.76

03 = WRITE-IN

2 1.08

01	02	03

78	98	2
6	2	0

0007 Evansdale Ward 2&4
0050 Absentee

	VOTES	PERCENT
Evansdale Council Member, Ward 4 (VOTE FOR) 1		
01 = Kristi Osborne	179	97.28
02 = WRITE-IN	5	2.72

	01	02

0007 Evansdale Ward 2&4	174	5
0050 Absentee	5	0

	VOTES	PERCENT
Evansdale Parks & Recreation Board (VOTE FOR) 2 01 = WRITE-IN	149	100.00

01		

0006 Evansdale Ward 1	33	
0007 Evansdale Ward 2&4	75	
0008 Evansdale Ward 3	38	
0050 Absentee	3	

Gilbertville Mayor
(VOTE FOR) 1
01 = Mark Thome
02 = WRITE-IN

VOTES PERCENT

106 80.92
25 19.08

01 02

103 25
3 0

0010 Poyner 2
0050 Absentee

NUMBERED KEY CANVASS
RUN DATE:11/15/21 01:26 PM

Gilbertville Council Member
(VOTE FOR) 2
01 = Jeff Frost
02 = WRITE-IN

VOTES	PERCENT
133	71.51
53	28.49

01 02

130 50
3 3

0010 Poyner 2
0050 Absentee

Gilbertville Council Member, To Fill Vacancy
(VOTE FOR) 1
01 = WRITE-IN

VOTES PERCENT

67 100.00

01

64
3

0010 Poyner 2
0050 Absentee

NUMBERED KEY CANVASS
RUN DATE:11/15/21 01:26 PM

	VOTES	PERCENT
Hudson Mayor		
(VOTE FOR) 1		
01 = George Wessel	366	95.31
02 = WRITE-IN	18	4.69

	01	02

0003 Black Hawk/Hudson/Lincoln	351	17
0050 Absentee	15	1

NUMBERED KEY CANVASS
RUN DATE:11/15/21 01:26 PM

OFFICIAL RESULTS
REPORT-EL52 PAGE 0020

Hudson Council Member
(VOTE FOR) 2

01 = Danielle DeVries
02 = Gail Bunz

VOTES PERCENT

238 32.65
249 34.16

03 = Kate Wyatt
04 = WRITE-IN

VOTES PERCENT

241 33.06
1 .14

0003 Black Hawk/Hudson/Lincoln
0050 Absentee

01 02 03 04

231 239 227 1
7 10 14 0

NUMBERED KEY CANVASS
RUN DATE:11/15/21 01:26 PM

	VOTES	PERCENT
Hudson Council Member, To Fill Vacancy (VOTE FOR) 1		
01 = Lori Seawel	347	98.02
02 = WRITE-IN	7	1.98

	01	02

0003 Black Hawk/Hudson/Lincoln	331	7
0050 Absentee	16	0

Janesville Mayor

(VOTE FOR) 1

01 = David A Beenblossom

02 = WRITE-IN

VOTES PERCENT

12 100.00
0

01 02

11 0
1 0

0035 CF W1 P1

0050 Absentee

NUMBERED KEY CANVASS
RUN DATE:11/15/21 01:26 PM

Janesville Council Member
(VOTE FOR) 3
01 = Susan L Stapleton
02 = Dennis L Miller

VOTES PERCENT

12 37.50
10 31.25

03 = Jeff Conover
04 = WRITE-IN

VOTES PERCENT

10 31.25
0

01	02	03	04

11	9	9	0
1	1	1	0

0035 CF W1 P1
0050 Absentee

Jesup Mayor
(VOTE FOR) 1
01 = Chris Even
02 = Dawn Vogel

VOTES PERCENT

28 59.57
18 38.30

03 = WRITE-IN

VOTES PERCENT

1 2.13

01 02 03

27 11 1
1 7 0

0010 Poyner 2
0050 Absentee

NUMBERED KEY CANVASS
RUN DATE:11/15/21 01:26 PM

OFFICIAL RESULTS
REPORT-EL52 PAGE 0025

Jesup Council Member
(VOTE FOR) 2

VOTES PERCENT

VOTES PERCENT

01 = Todd L Rohlfen
02 = Tami Even
03 = Dennis Bell

32 35.16
10 10.99
27 29.67

04 = Donna Boos
05 = WRITE-IN

21 23.08
1 1.10

0010 Poyner 2
0050 Absentee

01 02 03 04 05

27 7 26 14 1
5 3 1 7 0

	VOTES	PERCENT
La Porte City Mayor		
(VOTE FOR) 1		
01 = Jasmine Gaston	174	89.69
02 = WRITE-IN	20	10.31

	01	02

0002 Big Creek/Spring Creek/LPC	166	17
0050 Absentee	8	3

NUMBERED KEY CANVASS
RUN DATE:11/15/21 01:26 PM

La Porte City Council Member
(VOTE FOR) 2

VOTES PERCENT

VOTES PERCENT

01 = Jordan Schmitz
02 = Phillip A. Medina Jr.

165 48.39
162 47.51

03 = WRITE-IN

14 4.11

01 02 03

0002 Big Creek/Spring Creek/LPC
0050 Absentee

156 154 12
9 8 2

NUMBERED KEY CANVASS
RUN DATE:11/15/21 01:26 PM

OFFICIAL RESULTS
REPORT-EL52 PAGE 0028

Raymond Mayor
(VOTE FOR) 1
01 = Gary Vick
02 = WRITE-IN

VOTES	PERCENT
59	95.16
3	4.84

01 02

0009 Raymond/Poyner1
0050 Absentee

55 3
4 0

NUMBERED KEY CANVASS
RUN DATE:11/15/21 01:26 PM

OFFICIAL RESULTS
REPORT-EL52 PAGE 0029

	VOTES		PERCENT		VOTES		PERCENT
Raymond Council Member (VOTE FOR) 2							
01 = Shari Sorensen		53	46.90				
02 = Rebecca Smith		57	50.44	03 = WRITE-IN	3	2.65	

	01	02	03				

0009 Raymond/Poyner1	50	53	3				
0050 Absentee	3	4	0				

Waterloo Mayor
 (VOTE FOR) 1
 01 = Sophia Mays
 02 = Quentin M. Hart

VOTES PERCENT

VOTES PERCENT

153 1.14
 7,787 58.03

03 = Margaret Klein
 04 = WRITE-IN

5,456 40.66
 22 .16

	01	02	03	04
0011 WL W1 P1	7	198	252	1
0012 WL W1 P2	2	166	185	0
0013 WL W1 P3	6	146	108	0
0014 WL W1 P4	6	196	262	0
0015 WL W1P5 W5P6	9	408	420	5
0016 WL W1 P6	10	361	412	2
0017 WL W2P2 W2P4	8	343	387	0
0018 WL W2P3 W2P1	3	264	278	1
0019 WL W2 P5	4	166	205	0
0020 WL W2 P6	2	259	318	0
0021 WL W3P1 W3P4	10	275	225	2
0022 WL W3 P2	5	231	151	0
0023 WL W3 P3	5	168	25	0
0024 WL W3 P5	5	230	253	1
0025 WL W3P6 W5P1	5	131	99	1
0026 WL W4 P1	1	263	26	0
0027 WL W4 P2	6	112	18	0
0028 WL W4 P3	5	100	23	0
0029 WL W4 P4	0	130	93	0
0030 WL W4 P5	1	268	38	1
0031 WL W4 P6	0	78	91	0
0032 WL W5 P2	2	159	157	0
0033 WL W5P3 W5P4	7	361	305	1
0034 WL W5 P5	3	397	239	0
0050 Absentee	41	2377	886	7

Waterloo Council Member, At Large
 (VOTE FOR) 1

VOTES PERCENT

VOTES PERCENT

01 = Dennis Halverson
 02 = Rob Nichols

5,015 40.49
 7,330 59.18

03 = WRITE-IN

40 .32

 01 02 03

0011 WL W1 P1	187	209	3
0012 WL W1 P2	158	149	1
0013 WL W1 P3	116	133	2
0014 WL W1 P4	219	203	1
0015 WL W1P5 W5P6	349	427	2
0016 WL W1 P6	326	376	0
0017 WL W2P2 W2P4	324	347	3
0018 WL W2P3 W2P1	253	259	2
0019 WL W2 P5	166	176	3
0020 WL W2 P6	233	283	1
0021 WL W3P1 W3P4	222	246	2
0022 WL W3 P2	126	236	1
0023 WL W3 P3	42	140	0
0024 WL W3 P5	223	212	2
0025 WL W3P6 W5P1	80	136	1
0026 WL W4 P1	50	216	3
0027 WL W4 P2	25	108	0
0028 WL W4 P3	35	88	0
0029 WL W4 P4	96	110	2
0030 WL W4 P5	59	230	1
0031 WL W4 P6	87	66	0
0032 WL W5 P2	130	161	0
0033 WL W5P3 W5P4	281	345	1
0034 WL W5 P5	218	389	0
0050 Absentee	1010	2085	9

Waterloo Council Member, Ward 1
 (VOTE FOR) 1

01 = John Chiles
 02 = Micki McCracken

VOTES PERCENT

1,707 50.83
 1,643 48.93

03 = WRITE-IN

VOTES PERCENT

8 .24

	01	02	03
0011 WL W1 P1	183	229	1
0012 WL W1 P2	141	168	0
0013 WL W1 P3	121	122	1
0014 WL W1 P4	172	257	1
0015 WL W1P5 W5P6	213	208	2
0016 WL W1 P6	380	353	1
0050 Absentee	497	306	2

NUMBERED KEY CANVASS
RUN DATE:11/15/21 01:26 PM

OFFICIAL RESULTS
REPORT-EL52 PAGE 0033

Waterloo Council Member, Ward 3
(VOTE FOR) 1

01 = Nia Wilder
02 = Todd Maxson

VOTES PERCENT

1,326 61.08
839 38.65

03 = WRITE-IN

VOTES PERCENT

6 .28

	01	02	03
0021 WL W3P1 W3P4	252	233	3
0022 WL W3 P2	213	162	0
0023 WL W3 P3	160	28	0
0024 WL W3 P5	229	242	1
0025 WL W3P6 W5P1	82	47	0
0050 Absentee	390	127	2

NUMBERED KEY CANVASS
RUN DATE:11/15/21 01:26 PM

Waterloo Council Member, Ward 5
(VOTE FOR) 1

VOTES PERCENT

VOTES PERCENT

01 = Dawn Henry
02 = Ray Feuss

1,245 48.18
1,335 51.66

03 = WRITE-IN

4 .15

	01	02	03
0015 WL W1P5 W5P6	210	160	0
0025 WL W3P6 W5P1	54	33	1
0032 WL W5 P2	154	143	1
0033 WL W5P3 W5P4	343	308	0
0034 WL W5 P5	288	341	0
0050 Absentee	196	350	2

Cedar Falls Board of Directors
 (VOTE FOR) 3

- 01 = R.J. Meyer
- 02 = Brenda Fite
- 03 = H. Alan Heisterkamp
- 04 = Jeff Orvis

VOTES PERCENT

4,077	20.25		
3,775	18.75	05 = Lowell Stutzman	
3,537	17.56	06 = T.W. Ingham	
3,302	16.40	07 = WRITE-IN	

VOTES PERCENT

3,710	18.42
1,461	7.25
276	1.37

	01	02	03	04	05	06	07
0011 WL W1 P1	58	44	44	33	59	22	8
0012 WL W1 P2	44	37	25	45	50	19	0
0021 WL W3P1 W3P4	12	16	21	15	16	7	2
0035 CF W1 P1	296	188	146	151	258	104	20
0036 CF W1 P2	241	328	276	227	205	119	13
0037 CF W1 P3	161	282	224	198	144	82	12
0038 CF W2 P1	20	14	13	13	14	4	0
0039 CF W2 P2 Cftwp	280	170	156	150	236	66	24
0040 CF W2 P3	418	295	317	304	401	111	20
0041 CF W3 P1	320	190	196	164	298	83	26
0042 CF W3 P2	506	302	306	268	418	121	38
0043 CF W3 P3	93	74	87	68	82	25	14
0044 CF W4 P1	290	298	269	227	259	111	14
0045 CF W4 P2	59	130	109	88	61	28	4
0046 CF W4 P3	18	21	16	17	13	19	0
0047 CF W5 P1	276	269	239	239	244	93	9
0048 CF W5 P2	214	203	178	198	213	101	9
0049 CF W5 P3	351	237	243	247	321	93	30
0050 Absentee	420	677	672	650	418	253	33

Denver Board of Directors
(VOTE FOR) 2

01 = Scott Krebsbach
02 = Aaron Lueders

VOTES PERCENT

52 40.94
22 17.32

03 = Ryan Wirtjes
04 = WRITE-IN

VOTES PERCENT

53 41.73
0

01 02 03 04

0001 Barclay/Lester/Dunkerton/Benn

8 7 12 0

0035 CF W1 P1

14 8 10 0

0050 Absentee

30 7 31 0

	VOTES	PERCENT
Dike-New Hartford Board of Directors, At Large (VOTE FOR) 1		
01 = Christa Lotts	13	100.00
02 = WRITE-IN	0	

	01	02

0003 Black Hawk/Hudson/Lincoln	6	0
0035 CF W1 P1	2	0
0039 CF W2 P2 CFtp	5	0
0050 Absentee	0	0

NUMBERED KEY CANVASS
RUN DATE:11/15/21 01:26 PM

	VOTES	PERCENT
Dike-New Hartford Board of Directors, District 1 (VOTE FOR) 1		
01 = Bret Badker	12	100.00
02 = WRITE-IN	0	

	01	02

0003 Black Hawk/Hudson/Lincoln	5	0
0035 CF W1 P1	2	0
0039 CF W2 P2 CFtwp	5	0
0050 Absentee	0	0

NUMBERED KEY CANVASS
RUN DATE:11/15/21 01:26 PM

Dike-New Hartford Board of Directors, District 3
(VOTE FOR) 1

01 = Ryan Petersen
02 = Jenny Connolly

VOTES PERCENT

8 66.67
4 33.33

03 = WRITE-IN

VOTES PERCENT

0

01 02 03

0003 Black Hawk/Hudson/Lincoln
0035 CF W1 P1
0039 CF W2 P2 CFtp
0050 Absentee

3 2 0
1 1 0
4 1 0
0 0 0

Dunkerton Board of Directors, District 2
(VOTE FOR) 1

VOTES PERCENT

01 = Chad Wolfensperger
02 = WRITE-IN

134 97.81
3 2.19

	01	02
0001 Barclay/Lester/Dunkerton/Benn	100	3
0009 Raymond/Poyner1	24	0
0050 Absentee	10	0

NUMBERED KEY CANVASS
RUN DATE:11/15/21 01:26 PM

Dunkerton Board of Directors, District 3

VOTES PERCENT

(VOTE FOR) 1

01 = Lyle McIntosh

02 = WRITE-IN

139 99.29
1 .71

01 02

0001 Barclay/Lester/Dunkerton/Benn


105 1

0009 Raymond/Poyner1

25 0

0050 Absentee

9 0



NUMBERED KEY CANVASS
RUN DATE:11/15/21 01:26 PM

Dunkerton Board of Directors, District 4
(VOTE FOR) 1

VOTES PERCENT

01 = Daniel L Knebel 144 98.63
02 = WRITE-IN 2 1.37

01 02

0001 Barclay/Lester/Dunkerton/Benn 110 1
0009 Raymond/Poyner 24 0
0050 Absentee 10 1

NUMBERED KEY CANVASS
RUN DATE:11/15/21 01:26 PM

OFFICIAL RESULTS
REPORT-EL52 PAGE 0043

Gladbrook-Reinbeck Board of Directors

VOTES PERCENT

VOTES PERCENT

(VOTE FOR) 3

01 = Christine Farley

02 = Douglas Rowe

6 33.33

6 33.33

03 = Rodney L. Brockett

04 = WRITE-IN

6 33.33

0


01 02 03 04

0003 Black Hawk/Hudson/Lincoln

0050 Absentee

4 4 4 0

2 2 2 0



Hudson Board of Directors
 (VOTE FOR) 3

- 01 = Amy Thole
- 02 = Brenda Klenk
- 03 = Matt Saltee

VOTES PERCENT

267 22.36
 316 26.47
 320 26.80

- 04 = Shannon Ingame11s
- 05 = WRITE-IN

VOTES PERCENT

285 23.87
 6 .50

	01	02	03	04	05
0003 Black Hawk/Hudson/Lincoln	233	269	286	244	3
0004 Cedar/Orange/Eagle	2	1	3	1	0
0016 WL W1 P6	8	14	9	14	3
0039 CF W2 P2 CFtpw	0	0	0	0	0
0040 CF W2 P3	10	13	7	10	0
0050 Absentee	14	19	15	16	0

NUMBERED KEY CANVASS
RUN DATE:11/15/21 01:26 PM

Janesville Board of Directors

(VOTE FOR) 2
01 = Tracy Meyer
02 = Scott Kipp

VOTES PERCENT

41 37.96
35 32.41

03 = Kim Gienau
04 = WRITE-IN

VOTES PERCENT

30 27.78
2 1.85

	01	02	03	04
0035 CF W1 P1	40	34	30	2
0050 Absentee	1	1	0	0

0035 CF W1 P1
0050 Absentee

NUMBERED KEY CANVASS
RUN DATE:11/15/21 01:26 PM

OFFICIAL RESULTS
REPORT-EL52 PAGE 0046

	VOTES PERCENT		VOTES PERCENT	
Jesup Board of Directors (VOTE FOR) 3				
01 = Christopher Jung	49	29.70		
02 = Dana Miller	47	28.48		
			03 = WRITE-IN	
			69	41.82
	01	02	03	
0001 Barclay/Lester/Dunkerton/Benn	9	6	10	
0002 Big Creek/Spring Creek/LPC	1	1	1	
0009 Raymond/Poyner1	0	0	0	
0010 Poyner 2	35	35	58	
0050 Absentee	4	5	0	

	VOTES	PERCENT
Union Board of Directors, At Large		
(VOTE FOR) 1		
01 = Lindsay Piphoo	232	98.31
02 = WRITE-IN	4	1.69

	01	02

0002 Big Creek/Spring Creek/LPC	205	4
0004 Cedar/Orange/Eagle	4	0
0010 Poyner 2	6	0
0050 Absentee	17	0

	VOTES	PERCENT
Union Board of Directors, District 1 (VOTE FOR) 1 01 = WRITE-IN	74	100.00
----- 01		

0002 Big Creek/Spring Creek/LPC	65	
0004 Cedar/Orange/Eagle	2	
0010 Poyner 2	2	
0050 Absentee	5	

	VOTES	PERCENT
Union Board of Directors, District 2 (VOTE FOR) 1		
01 = Maureen Hanson	226	98.26
02 = WRITE-IN	4	1.74

	01	02

0002 Big Creek/Spring Creek/LPC	200	4
0004 Cedar/Orange/Eagle	4	0
0010 Poyner 2	6	0
0050 Absentee	16	0

Vinton-Shellsburg Board of Directors, At Large
(VOTE FOR) 2

VOTES PERCENT

VOTES PERCENT

- 01 = Jennifer A. Birker
- 02 = Kimberly Schirm
- 03 = Audra Piotti

0
2 66.67
1 33.33

- 04 = Braxton A. Morrison
- 05 = WRITE-IN

0
0

	01	02	03	04	05
0002 Big Creek/Spring Creek/LPC	0	2	1	0	0
0050 Absentee	0	0	0	0	0

0002 Big Creek/Spring Creek/LPC
0050 Absentee

NUMBERED KEY CANVASS
RUN DATE:11/15/21 01:26 PM

Vinton-Shellsburg Board of Directors, District 1
(VOTE FOR) 1

01 = Justin Nosbisch
02 = Darin Humiston

VOTES PERCENT

2 100.00
0

03 = WRITE-IN


VOTES PERCENT

0

01 02 03

0002 Big Creek/Spring Creek/LPC
0050 Absentee

2 0 0
0 0 0



NUMBERED KEY CANVASS
RUN DATE:11/15/21 01:26 PM

Wapsie Valley Board of Directors, District 2
(VOTE FOR) 1
01 = Brent Sauerbrei
02 = WRITE-IN

VOTES PERCENT
2 100.00
0

01 02

0001 Barclay/Lester/Dunkerton/Benn
0050 Absentee

2 0
0 0

Waterloo Board of Directors, At Large
 (VOTE FOR) 1

- 01 = Janelle G. Ewing
- 02 = Martie Heath-Sinclair

VOTES PERCENT

6,787 59.42
 4,519 39.56

03 = WRITE-IN

VOTES PERCENT

117 1.02

	01	02	03
0004 Cedar/Orange/Eagle	68	43	4
0005 Elk Run Heights	97	57	0
0006 Evansdale Ward 1	79	34	3
0007 Evansdale Ward 2&4	203	84	4
0008 Evansdale Ward 3	88	36	3
0009 Raymond/Poyner1	41	23	0
0010 Poyner 2	71	45	0
0011 WL W1 P1	142	91	2
0012 WL W1 P2	86	91	1
0013 WL W1 P3	147	79	2
0014 WL W1 P4	202	162	7
0015 WL W1P5 W5P6	397	267	5
0016 WL W1 P6	325	240	1
0017 WL W2P2 W2P4	357	232	8
0018 WL W2P3 W2P1	265	168	2
0019 WL W2 P5	160	135	4
0020 WL W2 P6	231	181	2
0021 WL W3P1 W3P4	225	153	5
0022 WL W3 P2	213	100	2
0023 WL W3 P3	104	54	2
0024 WL W3 P5	234	151	2
0025 WL W3P6 W5P1	121	61	2
0026 WL W4 P1	168	61	4
0027 WL W4 P2	70	36	0
0028 WL W4 P3	63	37	5
0029 WL W4 P4	105	74	1
0030 WL W4 P5	157	82	6
0031 WL W4 P6	85	46	2
0032 WL W5 P2	154	105	1
0033 WL W5P3 W5P4	309	209	4
0034 WL W5 P5	278	213	7
0035 CF W1 P1	0	4	0
0040 CF W2 P3	35	19	1
0050 Absentee	1507	1146	25

Waterloo Board of Directors, District 1
(VOTE FOR) 1
01 = Astor Williams
02 = WRITE-IN

VOTES PERCENT
1,944 98.23
35 1.77

	01	02
0005 Elk Run Heights	145	1
0006 Evansdale Ward 1	108	2
0007 Evansdale Ward 2&4	272	3
0008 Evansdale Ward 3	106	3
0009 Raymond/Poyner1	57	1
0010 Poyner 2	117	2
0027 WL W4 P2	117	1
0028 WL W4 P3	100	1
0029 WL W4 P4	169	6
0030 WL W4 P5	235	5
0031 WL W4 P6	123	2
0050 Absentee	395	8

NUMBERED KEY CANVASS
RUN DATE:11/15/21 01:26 PM

Waterloo Board of Directors, District 4
(VOTE FOR) 1

VOTES PERCENT
2,422 97.98
50 2.02

01 = Endya Johnson
02 = WRITE-IN

	01	02
0011 WL W1 P1	206	3
0021 WL W3P1 W3P4	353	9
0022 WL W3 P2	285	8
0023 WL W3 P3	157	3
0024 WL W3 P5	341	6
0025 WL W3P6 W5P1	165	7
0026 WL W4 P1	229	7
0030 WL W4 P5	18	0
0035 CF W1 P1	4	0
0050 Absentee	664	7

NUMBERED KEY CANVASS
RUN DATE:11/15/21 01:26 PM

	VOTES	PERCENT
Waverly-Shell Rock Board of Directors, District 1 (VOTE FOR) 1		
01 = Charlene Wyatt Sauer	0	
02 = WRITE-IN	0	

	01	02

0035 CF W1 P1	0	0
0050 Absentee	0	0

NUMBERED KEY CANVASS
RUN DATE:11/15/21 01:26 PM

	VOTES	PERCENT
Waverly-Shell Rock Board of Directors, District 4		
(VOTE FOR) 1		
01 = Jessica J. Kettleon	0	
02 = WRITE-IN	0	

	01	02

0035 CF W1 P1	0	0
0050 Absentee	0	0

Hawkeye Board of Directors, District 3
(VOTE FOR) 1

VOTES PERCENT

01 = Louis Beck
02 = WRITE-IN

594 97.70
14 2.30

	01	02
0002 Big Creek/Spring Creek/LPC	197	1
0003 Black Hawk/Hudson/Lincoln	9	0
0004 Cedar/Orange/Eagle	4	0
0010 Poyner 2	6	0
0035 CF W1 P1	2	0
0039 CF W2 P2 CFtwp	300	9
0050 Absentee	76	4

Hawkeye Board of Directors, District 4
(VOTE FOR) 1

VOTES PERCENT

01 = Merritt Jones 423 99.06
02 = WRITE-IN 4 .94

	01	02
0001 Barclay/Lester/Dunkerton/Benn	115	1
0002 Big Creek/Spring Creek/LPC	1	0
0005 Elk Run Heights	148	1
0009 Raymond/Poyner1	85	0
0010 Poyner 2	50	1
0050 Absentee	24	1

Hawkeye Board of Directors, District 5
(VOTE FOR) 1

VOTES PERCENT
2,380 98.67
32 1.33

01 = Bridget Saffold
02 = WRITE-IN

	01	02
0011 WL W1 P1	211	5
0021 WL W3P1 W3P4	134	1
0023 WL W3 P3	160	3
0024 WL W3 P5	348	6
0025 WL W3P6 W5P1	171	4
0026 WL W4 P1	239	3
0027 WL W4 P2	115	0
0028 WL W4 P3	100	2
0032 WL W5 P2	245	1
0050 Absentee	657	7

Hawkeye Board of Directors, District 7
 (VOTE FOR) 1

VOTES PERCENT

VOTES PERCENT

- 01 = Gerald Kapanka
- 02 = Christine Twait

1,620 36.73
 2,749 62.32

03 = WRITE-IN

42 .95

 01 02 03

	01	02	03
0003 Black Hawk/Hudson/Lincoln	99	256	4
0004 Cedar/Orange/Eagle	1	2	0
0011 WL W1 P1	37	61	3
0012 WL W1 P2	36	49	0
0016 WL W1 P6	241	314	1
0021 WL W3P1 W3P4	107	153	6
0039 CF W2 P2 CFtpw	0	0	0
0040 CF W2 P3	238	377	5
0044 CF W4 P1	182	260	8
0047 CF W5 P1	142	262	4
0048 CF W5 P2	122	211	1
0049 CF W5 P3	173	274	4
0050 Absentee	242	530	6

Hawkeye Board of Directors, District 9
(VOTE FOR) 1
01 = JoDee Knox
02 = WRITE-IN

VOTES PERCENT

2,756 97.94
58 2.06

	01	02
0035 CF W1 P1	348	9
0036 CF W1 P2	426	8
0037 CF W1 P3	354	11
0038 CF W2 P1	22	0
0041 CF W3 P1	362	5
0042 CF W3 P2	558	15
0043 CF W3 P3	115	2
0045 CF W4 P2	136	3
0046 CF W4 P3	28	1
0050 Absentee	407	4

NUMBERED KEY CANVASS
RUN DATE:11/15/21 01:26 PM

Kirkwood Board of Directors, District 6

VOTES PERCENT

VOTES PERCENT

(VOTE FOR) 1

01 = Bruce A. Gardner

02 = Joe L. Thys

2 100.00

0

03 = WRITE-IN

0

01 02 03

0002 Big Creek/Spring Creek/LPC

0050 Absentee

2 0 0

0 0 0

	VOTES	PERCENT
Evansdale City Utility Public Measure BK (VOTE FOR) 1		
01 = Yes	179	24.25
02 = No	559	75.75

	01	02

0006 Evansdale Ward 1	43	112
0007 Evansdale Ward 2&4	91	297
0008 Evansdale Ward 3	37	124
0050 Absentee	8	26

	VOTES	PERCENT
Evansdale City Library Public Measure BL (VOTE FOR) 1		
01 = Yes	415	56.62
02 = No	318	43.38

	01	02

0006 Evansdale Ward 1	96	56
0007 Evansdale Ward 2&4	215	171
0008 Evansdale Ward 3	87	74
0050 Absentee	17	17

	VOTES	PERCENT
Jesup City Public Measure CE		
(VOTE FOR) 1		
01 = Yes	15	34.09
02 = No	29	65.91

	01	02

0010 Poyner 2	15	21
0050 Absentee	0	8

Dunkerton School Public Measure BM
(VOTE FOR) 1

VOTES PERCENT

01 = Yes
02 = No

130 86.09
21 13.91

01 02

0001 Barclay/Lester/Dunkerton/Benn
0009 Raymond/Poyner1
0050 Absentee

100 14
22 4
8 3

	VOTES	PERCENT
Wapsie Valley School Board Public Measure BZ (VOTE FOR) 1		
01 = Yes	4	30.77
02 = No	9	69.23

	01	02

0001 Barclay/Lester/Dunkerton/Benn	4	9
0050 Absentee	0	0

		VOTES	PERCENT
Wapsie Valley PPEL Public Measure BY (VOTE FOR) 1			
01 = Yes		3	23.08
02 = No		10	76.92

	01	02	

0001 Barclay/Lester/Dunkerton/Benn	3	10	
0050 Absentee	0	0	
